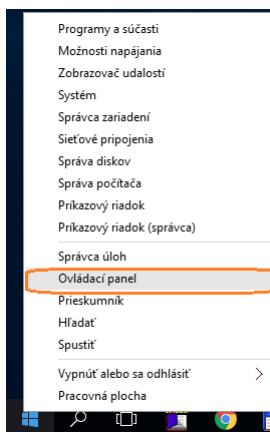
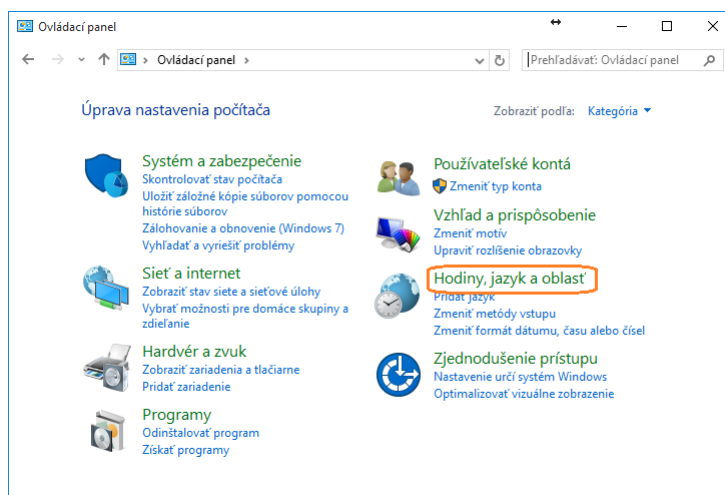


Nastavenie spr vneho zobrazovania znakov

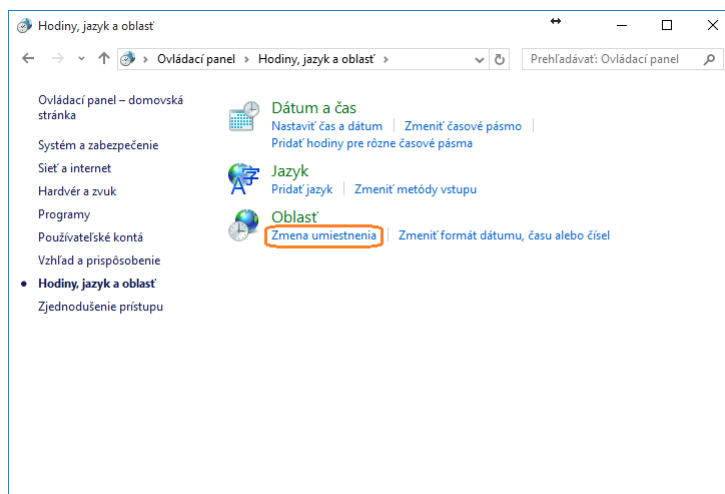
1. Zobrazte ponuku **Ovl dac i panel** - pomocou prav ho tla idla na myši klikneme na ponuku start v ľavom spodnom rohu obrazovky a zvol me moţnosť **Ovl dac i panel**.



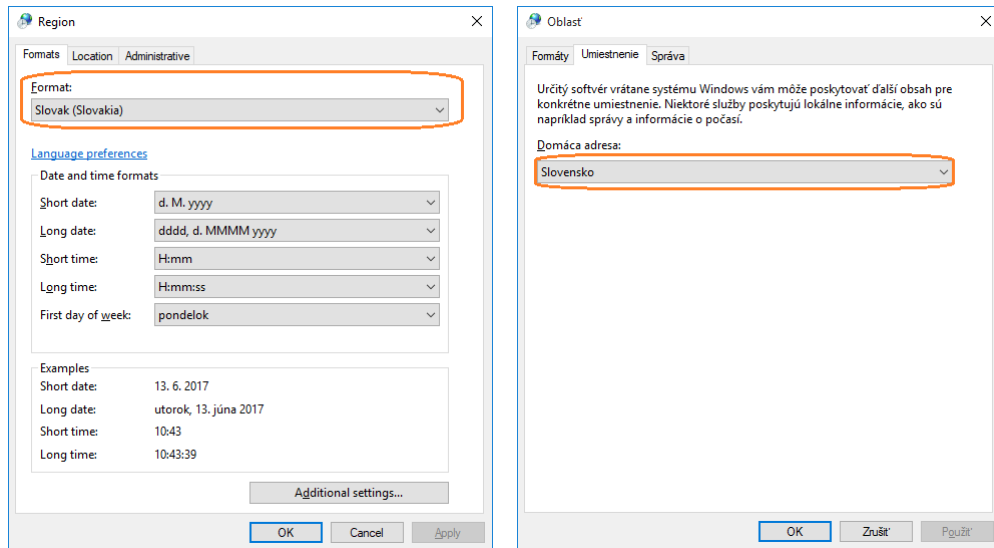
2. Vyberte poloţku **Hodiny, jazyk a oblasť**.



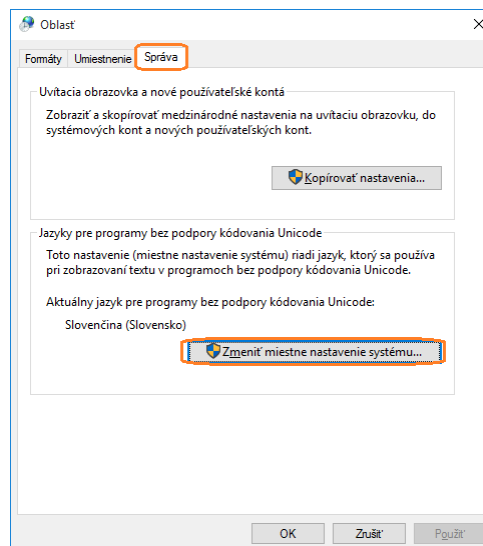
3. Vyberte polo ku **Zmena umiestnenia**.



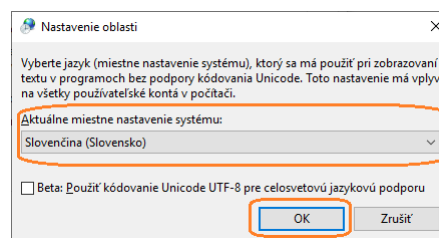
4. Vyberte v ponuke **Form t**: polo ku **Slovak**, v d alšej karte vyberte v ponuke **Dom ca adresa**: polo ku **Slovensko**.



5. Prekliknite sa na **Spr va** a n sledne kliknite na **Zmen ť miestne nastavenia syst mu...**



6. Vyberte **Sloven ina (Slovensko)**, potvrdte **OK**.



7. Ak v s po ta  vyzve na re tart, urobte tak.